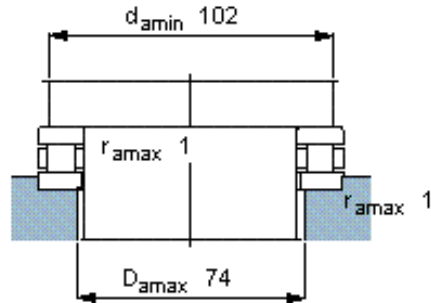
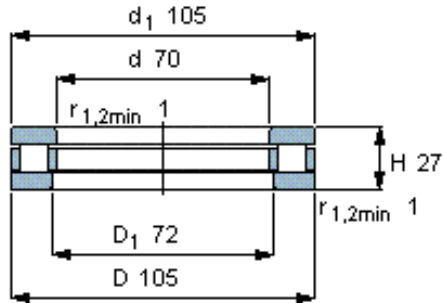
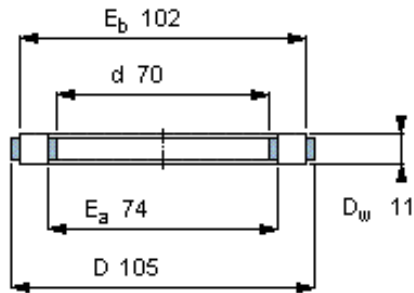


Principal dimensions			Basic load ratings		Speed ratings		Designations	
d	D	H	dynamic C	static C0	Reference speed	Limiting speed	Complete bearing	Roller and cage thrust assembly
mm			kN		r/min			
70	105	27	146	530	1300	2600	81214 TN	K 81214 TN

Complete bearing



Roller and cage thrust assembly



K 81214 TN

Mass kg 0,21

Appropriate components

Shaft washer
WS 81214

Housing washer
GS 81214

